

THE UNIVERSITY OF TAMPA

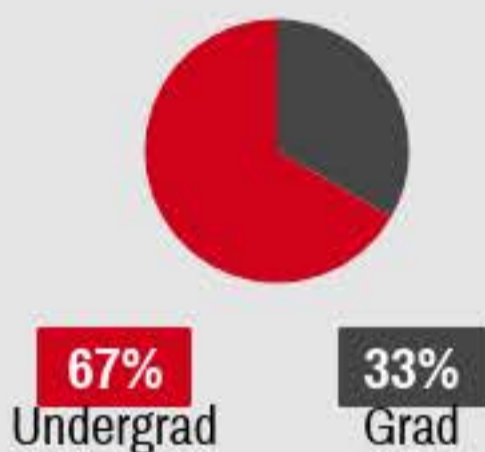
2018 INTERNSHIP REPORT

EXECUTIVE SUMMARY

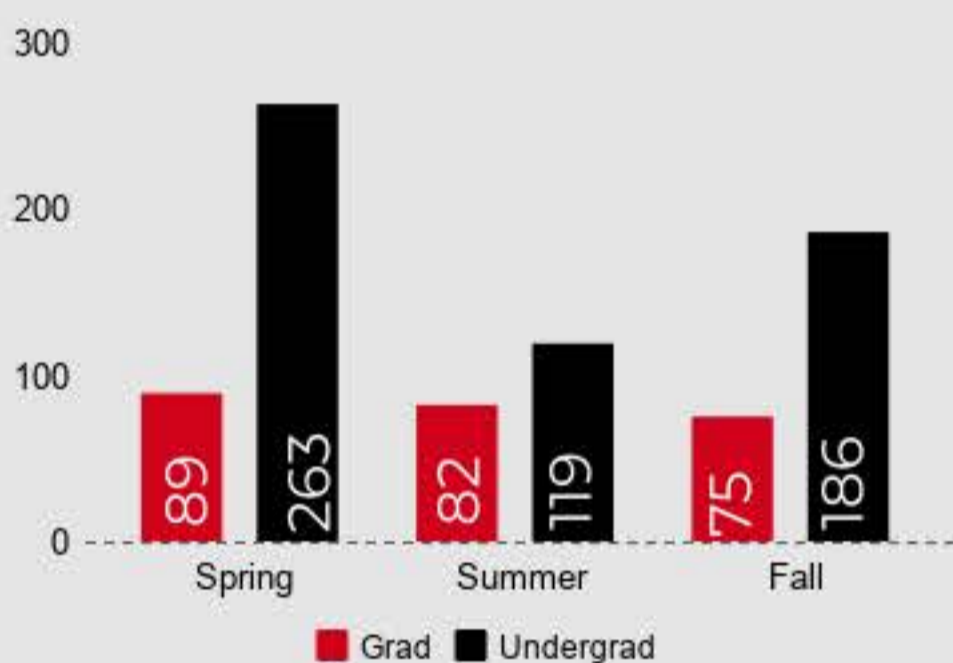
815 Internships completed for credit

4,400+ Internships posted on Handshake

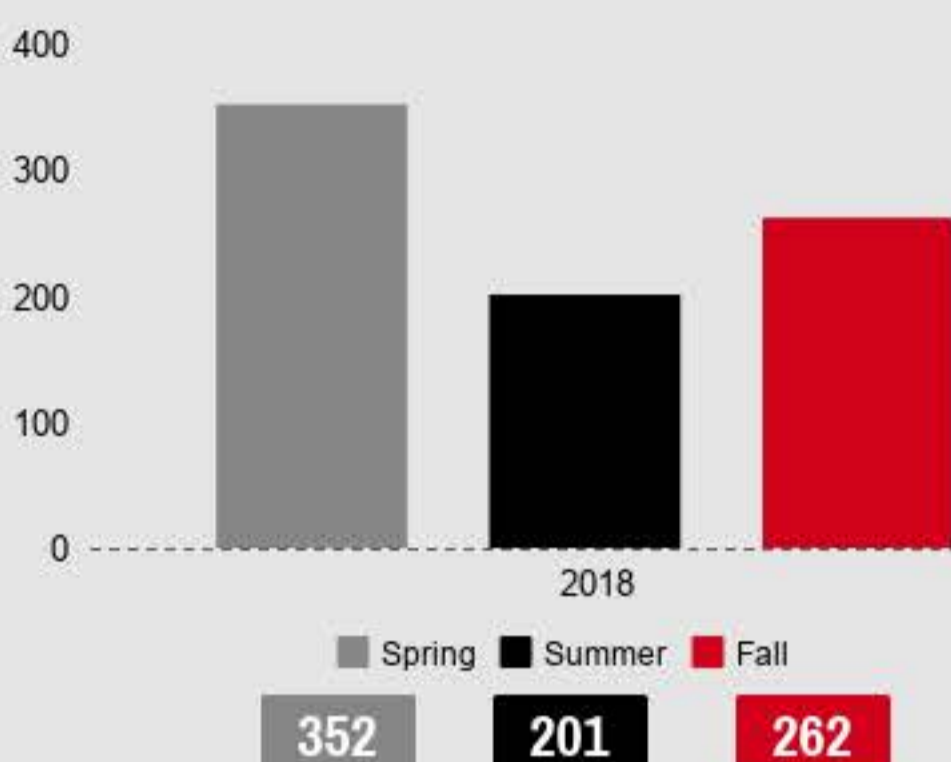
Grad vs. Undergrad Internships for Academic Credit



Grad vs. Undergrad Internships Completed for Academic Credit

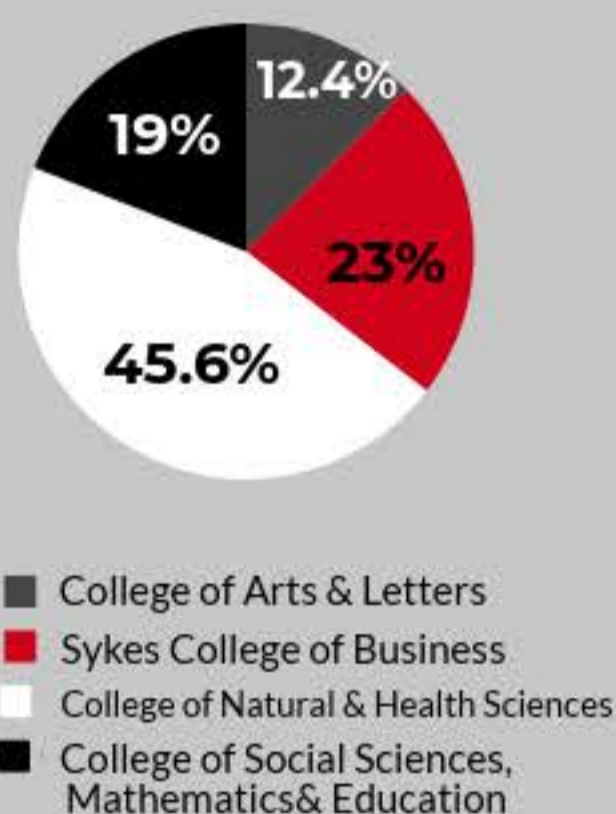


2018 Internships Completed for Academic Credit by Semester



*4 Students completed an internship for academic credit in the winter intersession

Internship Completed for Academic Credit by College



College of Arts and Letters

ADPR: 32.6%	MUSE: 4.3%
COM: 23.9%	WRI: 2.2%
JOUR: 14.1%	NMP: 2.2%
FMA: 13.0%	DIG: 1.1%
GRD: 5.4%	ENG: 1.1%

Sykes College of Business

MBA: 42.7%	ENT: 7.6%
FIN: 13.5%	MGT: 3.5%
MKT: 12.3%	CYB: 2.3%
IB: 8.8%	ECO: .6%
ACC: 8.8%	

College of Natural and Health Sciences

SPM: 37.6%	ATT: 10.9%
PUH: 22.8%	MSB: 3.3%
ENS: 11.5%	BIO: 2.4%
HUP: 11.2%	ENV: .3%

College of Social Sciences, Mathematics, and Education

EDL: 53.2%	EED: 4.3%
IDT: 9.2%	GWA: 3.5%
SOC: 8.5%	HIS: 2.8%
PSY: 7.8%	PSC: 2.1%
CRI: 7.8%	SECB: .7%



Students completed for-credit internships in 38 majors.

Top 5 Majors Represented

Sports Management	127
Public Health	77
Education & Leadership	75
Masters in Business Admin.	73
Criminology	53



64%



36%

Female vs. Male Students That Completed an Internship For Credit

powered by